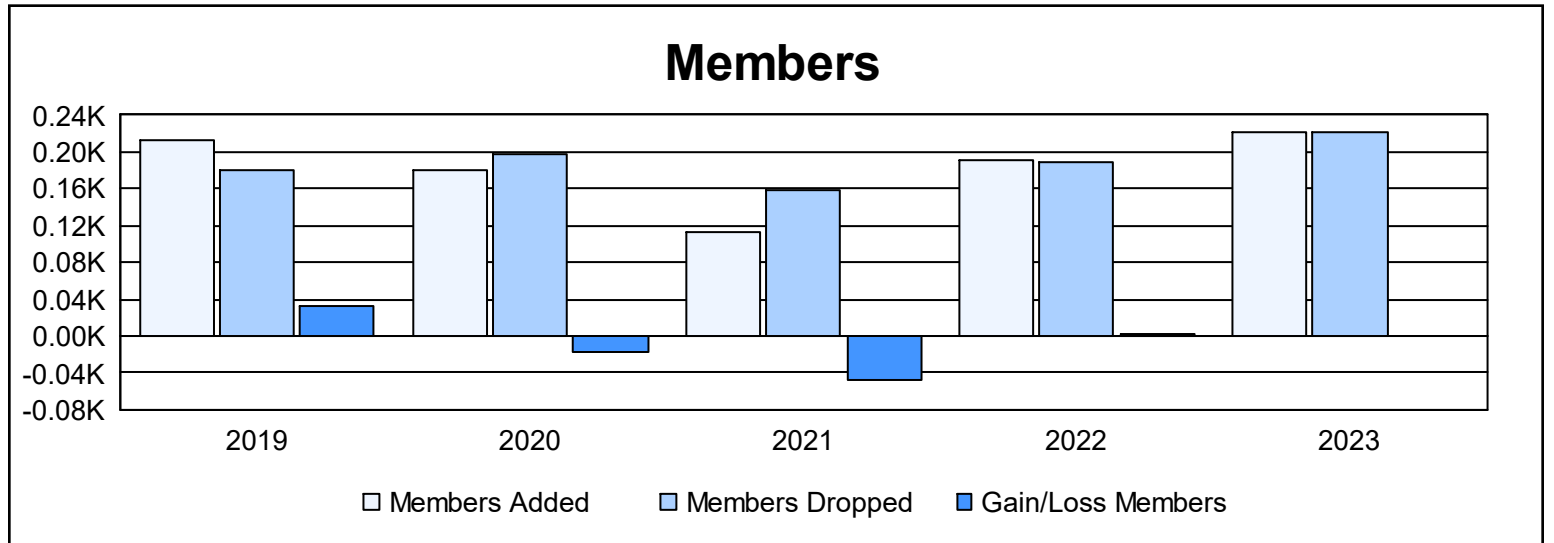
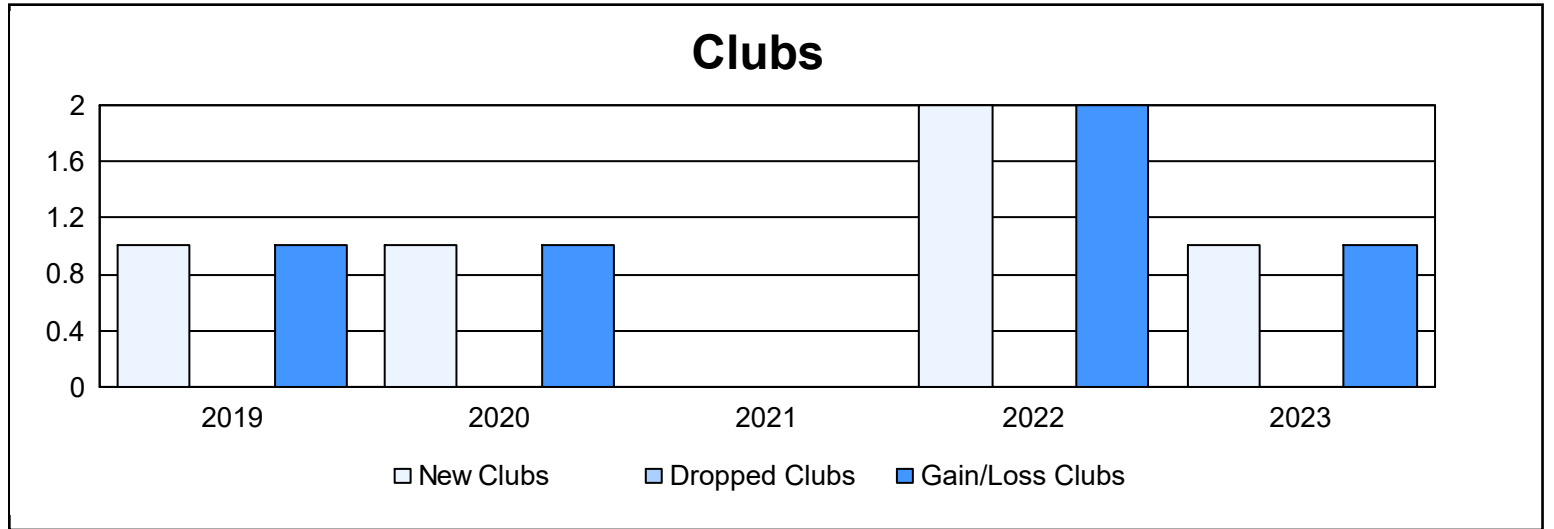
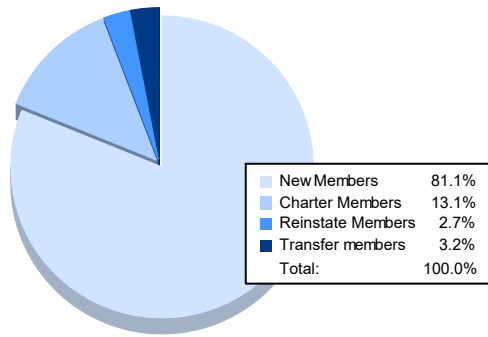


| Year | New Clubs | Dropped Clubs | Gain/ Loss Clubs | New Members | Charter Members | Reinstate Members | Transfer Members | Total Member Added | Total Members Dropped | Gain/ Loss Members |
|----------------|-----------|---------------|------------------|-------------|-----------------|-------------------|------------------|--------------------|-----------------------|--------------------|
| 2018-2019 | 1 | 0 | 1 | 183 | 20 | 1 | 9 | 213 | 180 | 33 |
| 2019-2020 | 1 | 0 | 1 | 144 | 26 | 4 | 6 | 180 | 197 | -17 |
| 2020-2021 | 0 | 0 | 0 | 99 | 0 | 1 | 12 | 112 | 159 | -47 |
| 2021-2022 | 2 | 0 | 2 | 136 | 40 | 3 | 12 | 191 | 189 | 2 |
| 2022-2023 | 1 | 0 | 1 | 180 | 29 | 6 | 7 | 222 | 222 | 0 |
| Average | 1 | 0 | 1 | 148 | 23 | 3 | 9 | 184 | 189 | -6 |



Membership Composition June 2023 Cumulative



Gender Composition June 2023 Cumulative

